


# June 2019 Market Stats

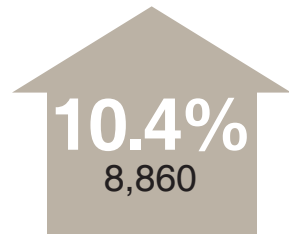
Statistics provided by the Toronto Real Estate Board

## MLS Sales Activity


	UNITS	AVERAGE PRICE
<b>JUNE 2019</b>	<b>8,860</b>	<b>\$832,703</b>
<b>JUNE 2018</b>	<b>8,024</b>	<b>\$808,066</b>



Year-Over-Year  
**Average Sale Price**



Year-Over-Year  
**Number of Sales**



Year-Over-Year  
**Average Days On Market**

## Sales & Average Price By Major Home Type



Detached	Sales	Average Price
<b>416</b>	995	\$1,332,639
<b>905</b>	3,230	\$922,367



Semi-Detached	Sales	Average Price
<b>416</b>	333	\$1,055,423
<b>905</b>	553	\$694,282



Townhouse	Sales	Average Price
<b>416</b>	356	\$810,039
<b>905</b>	1,124	\$618,958



Condo Apartment	Sales	Average Price
<b>416</b>	1,497	\$636,606
<b>905</b>	652	\$483,893